



Houlihan Lokey

Portfolio Valuation and Fund Advisory Services

Growth Equity Valuation Asia Snapshot

MARKET UPDATE **SPRING 2023**



Houlihan Lokey's Growth Equity Valuation Snapshot

Spring 2023

Houlihan Lokey is pleased to present a summary of Asia growth equity observations from its valuation professionals based on real-time market and valuation insights.

1

1 Frozen exit markets for IPO and M&A with large bid/ask spreads

2 Limited LP distributions over past year

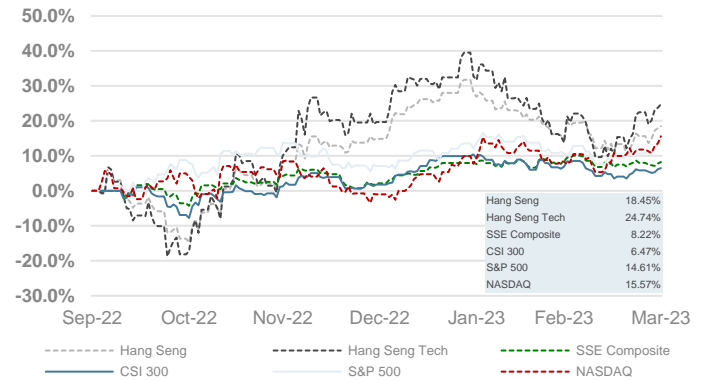
3 Reduction in LP allocations as a result of denominator effect

4 Higher interest rate environment

5 Portfolio companies facing liquidity issues

DEPRESSED VALUATIONS

Past Six Months: Benchmark Performance



Source: S&P Capital IQ.

2

Funding and Valuation Environment in Spring 2023

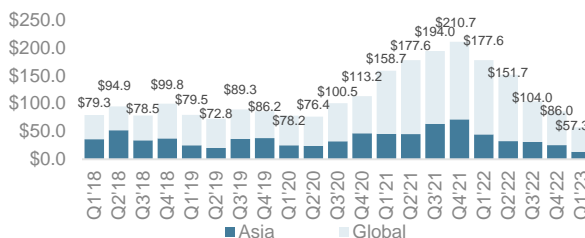
With the IPO market effectively frozen in 2022 and early 2023, fundraising in Q1 2023 fell dramatically as investors were unable to recycle their capital into new funds. Per PitchBook, in Q1 2023, VC raised \$4.6 billion of capital in Asia, which was dwarfed by the \$6.1 billion raised in Q1 2022.

- VC investment in Asia fell from \$25.5 billion in Q4 2022 to \$13.5 billion in Q1 2023, the lowest since Q2 2015, as several factors stifled VC investment, including slower economic growth, declining consumer confidence, falling manufacturing output, high inflation, and heightened geopolitical tensions. Per Bain, macroeconomic weakness is now the biggest concern for the region's investors.
- VC investment in alternative energy and electric vehicles remained very robust across Asia in Q1 2023, with China and Hong Kong accounting for the largest deals in the space.
- VC investment in China, the region's powerhouse, was particularly hard-hit in Q1 2023 when a major COVID-19 wave hindered the country's reopening. VC investment during Q1 2023 totaled only \$7.4 billion, less than half of the \$15 billion seen in Q4 2022.
- Meanwhile, Hong Kong was impacted by rising interest rates and a slowdown in IPO activity. Investors in India intensified their scrutiny of potential deals.
- IPO market in Asia remained subdued in Q1 2023. Although the number of Asia-Pacific IPOs accounted for 59% of global IPOs, the number of Asia-Pacific deals declined by 6% and total proceeds plummeted by 70% year over year. China continues to be the regional powerhouse.
- With the capital demand-supply ratio at an all-time high, investors have more leverage over deal terms and valuations, which contributes to the valuation decline. As the cash runway becomes tight, companies underperforming and seeking capital from outside their existing investor base can expect less favorable terms and, in some cases, structured downside protection for the investors, cramdowns, or pay-to-play financings in more distressed situations.
- Inflation has also led to higher costs of goods and labor, which directly decreases the companies' profitability. Higher base interest rates have also resulted in reduced cash flow for borrowers financed with floating-rate debt.

3

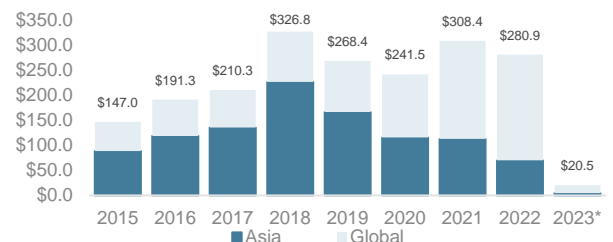
Funding Reports

Venture Financing (\$B)



Source: KPMG Venture Pulse Q1 2023.

Venture Fundraising (\$B)



Source: KPMG Venture Pulse Q1 2023. *As of March 31, 2023.

4 Valuation Considerations in a Down Market

■ Preferred Equity Liquidation Preference as a Valuation Floor?

- In the current environment, where valuations for many companies have declined significantly from the time of prior financing rounds, a common question that is often asked by investment professionals is how a preferred investment can be marked lower than its liquidation preference when the underlying company's equity value exceeds the investment's respective liquidation preference.
- Given fair value is defined as "the price that would be received to sell an asset in an orderly transaction between market participants at the measurement date," one way to answer the question is to think about how a new investor would underwrite the same security today. Assuming the value of the company has declined, perhaps due to underperformance or declines in its sector, a new investor investing in the same security today would require a higher dividend rate or lower price per share to compensate for the decline in company value.
- One can also make an analogy to bonds with below-market coupons. There are five-year U.S. Treasuries currently trading around 90. This isn't because people are ascribing a significant default risk; rather, it's because of the below-market yield on these bonds. Similarly, growth equity assets are long-duration assets (or growth-oriented businesses with long-term cash flow potential) that are sensitive to increasing interest rates, as profitability may be years away.

■ Value Dispersion Among Security Valuation Methods

- Commonly used private company valuation methods include valuing securities on (i) a common stock equivalent (CSE), or as-converted basis, the typical post-money headline valuation observed in public press releases; (ii) a waterfall basis, which assumes the company is immediately sold or liquidated; and (iii) an option pricing methodology (OPM), which treats equity securities as call options on the company's equity value.
- Understanding the various rights and privileges attached to each security class in a company's capital structure is essential to security valuation. Seniority, liquidation preferences, dividends, ratchets, conversion ratios, and other variables are highly impactful economic features that provide downside protection. Generally, the stronger and more senior these various rights and privileges, the higher the value per share of that class relative to other classes. The reverse is also true: the weaker and more junior the rights and privileges, the lower the relative value per share of that class relative to other classes. Typically, the most recent round of financing is likely to have the strongest rights and privileges and will come at the top of the food chain in the capital structure.
- Let's use Chime Financial, Inc. (Chime) as an example. Chime raised \$1.1 billion in a Series G financing at a \$25 billion valuation (on a CSE basis), or \$69.07 per share in September 2021. However, recently, Chime was valued at around \$8 billion based on publicly available information. The table below presents the per-share value dispersion reflected in the different classes among the different security valuation methods: OPM, CSE, and waterfall.

Chime Implied Per-Share Values: \$8B Total Equity Valuation			
Class	OPM Method	CSE Method	Waterfall Method
Series G	\$62.60	\$22.00	\$69.07
Series F	\$38.89	\$22.00	\$40.92
Series B	\$19.96	\$22.00	\$20.56
Common Stock	\$19.93	\$22.00	\$20.56


*Note: OPM method reflects a time to liquidity of two years and volatility of 45.0%.
Source: Capitalization table data per PitchBook.*

- In the OPM and waterfall methods, the enhanced rights and privileges of the senior securities generally make them more valuable than more junior securities. After estimating the total equity value of the company as of the valuation date, the waterfall method subtracts the value of the preferred classes and allocates the residual to common shareholders. The waterfall method is useful when a liquidity event is imminent or for an early-stage company that has made no material progress on its business plan. However, the CSE method reflects the company's securities converted into common stock; thus, any differences in rights and privileges in a company's different classes of equity are ignored.
- Notice how the Series G is under the original issue price of \$69.07 from the September 2021 financing for both the OPM and CSE methods. This is due to the equity value deterioration from roughly \$25 billion at the last round valuation (on a CSE basis) down to \$8 billion today.
- Method weighting is also important in security valuation. This can be based on a number of factors, such as business stage, growth profile, company performance, and ultimate progress toward an exit event. Has the board of directors set a plan for IPO or M&A? Have investment bankers been hired? Ultimately, this is based on expectations at the given valuation date.


Houlihan Lokey's Growth Equity Expertise

Houlihan Lokey has a successful track record and robust experience in assisting its clients—including private equity, venture capital, hedge fund, sovereign wealth fund, and family office—with ongoing portfolio valuation work and fund-related transactions.


 We have deep **valuation expertise** in investment, NAV reporting, and fund-related transaction matters.


 We advise **boards of directors and valuation committees** as they navigate audit review, regulatory challenges, and new fund formations, including valuation policy and procedures.

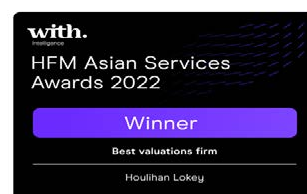
 We value large portfolios of **highly structured, venture-backed “unicorn”** investments for various investors across the globe.

 Our industry-leading Fund Opinions practice provides valuation and fairness opinions to many **financial sponsors** annually in connection with cross-fund, spin-out, and other conflict-of-interest transactions.

 Our Capital Markets team has **substantive private placement experience in structuring and raising capital** with leading industry participants in growth and structured equity.

 Our valuation practice has deep technical expertise and a market presence across various industries and asset classes. This is further enhanced with access to **the firm's dedicated industry groups**, which provide an unmatched level of expertise and transaction experience to inform the valuation process.

 It is critical to engage advisors early when starting the IPO process. Our **Accounting, Financial Reporting, and Public Equity** teams advise portfolio companies on the best practices for going public, managing the IPO timeline, navigating auditor review, and crafting the equity story.



Webinar Replay—Unicorns Unveiled: Exploring the Venture Market, Valuation Approaches, and Index Methodology

Houlihan Lokey, in partnership with Morningstar Indexes and PitchBook, recently hosted a webinar called **Unicorns Unveiled: Exploring the Venture Market, Valuation Approaches, and Index Methodology**, discussing the current venture/growth equity environment, the framework for and challenges of valuing unicorns, and the newly created Morningstar PitchBook Global Unicorn Indexes. If you are interested in obtaining the presentation or a recording of this webinar, please contact us.



Houlihan Lokey Contacts

Please reach out to the team members below for more information.



Zi H. Cheng
Director
Hong Kong
+852 3551 2320
ZCheng@HL.com



Ian Coffman
Director
San Francisco
+1 415.273.3658
ICoffman@HL.com



Charlene Lim
Senior Vice President
Singapore
+65 6016 7502
CLim@HL.com

Disclaimer

© 2023 Houlihan Lokey. All rights reserved. This material may not be reproduced in any format by any means or redistributed without the prior written consent of Houlihan Lokey.

Houlihan Lokey is a trade name for Houlihan Lokey, Inc., and its subsidiaries and affiliates, which include the following licensed (or, in the case of Singapore, exempt) entities: in (i) the United States: Houlihan Lokey Capital, Inc., and Houlihan Lokey Advisors, LLC, each an SEC-registered broker-dealer and member of FINRA (www.finra.org) and SIPC (www.sipc.org) (investment banking services); (ii) Europe: Houlihan Lokey Advisory Limited, Houlihan Lokey EMEA, LLP, Houlihan Lokey (Corporate Finance) Limited, and Houlihan Lokey UK Limited, authorized and regulated by the U.K. Financial Conduct Authority; Houlihan Lokey (Europe) GmbH, authorized and regulated by the German Federal Financial Supervisory Authority (Bundesanstalt für Finanzdienstleistungsaufsicht); (iii) the United Arab Emirates, Dubai International Financial Centre (Dubai): Houlihan Lokey (MEA Financial Advisory) Limited, regulated by the Dubai Financial Services Authority for the provision of advising on financial products, arranging deals in investments, and arranging credit and advising on credit to professional clients only; (iv) Singapore: Houlihan Lokey (Singapore) Private Limited and Houlihan Lokey Advisers Singapore Private Limited, each an “exempt corporate finance adviser” able to provide exempt corporate finance advisory services to accredited investors only; (v) Hong Kong SAR: Houlihan Lokey (China) Limited, licensed in Hong Kong by the Securities and Futures Commission to conduct Type 1, 4, and 6 regulated activities to professional investors only; (vi) India: Houlihan Lokey Advisory (India) Private Limited, registered as an investment adviser with the Securities and Exchange Board of India (registration number INA000001217); and (vii) Australia: Houlihan Lokey (Australia) Pty Limited (ABN 74 601 825 227), a company incorporated in Australia and licensed by the [Australian Securities and Investments Commission](http://www.afsl.gov.au) (AFSL number 474953) in respect of financial services provided to wholesale clients only. In the United Kingdom, European Economic Area (EEA), Dubai, Singapore, Hong Kong, India, and Australia, this communication is directed to intended recipients, including actual or potential professional clients (UK, EEA, and Dubai), accredited investors (Singapore), professional investors (Hong Kong), and wholesale clients (Australia), respectively. Other persons, such as retail clients, are NOT the intended recipients of our communications or services and should not act upon this communication.

Houlihan Lokey gathers its data from sources it considers reliable; however, it does not guarantee the accuracy or completeness of the information provided within this presentation. The material presented reflects information known to the authors at the time this presentation was written, and this information is subject to change. Any forward-looking information and statements contained herein are subject to various risks and uncertainties, many of which are difficult to predict, that could cause actual results and developments to differ materially from those expressed in, or implied or projected by, the forward-looking information and statements. In addition, past performance should not be taken as an indication or guarantee of future performance, and information contained herein may be subject to variation as a result of currency fluctuations. Houlihan Lokey makes no representations or warranties, expressed or implied, regarding the accuracy of this material. The views expressed in this material accurately reflect the personal views of the authors regarding the subject securities and issuers and do not necessarily coincide with those of Houlihan Lokey. Officers, directors, and partners in the Houlihan Lokey group of companies may have positions in the securities of the companies discussed. This presentation does not constitute advice or a recommendation, offer, or solicitation with respect to the securities of any company discussed herein, is not intended to provide information upon which to base an investment decision, and should not be construed as such. Houlihan Lokey or its affiliates may from time to time provide investment banking or related services to these companies. Like all Houlihan Lokey employees, the authors of this presentation receive compensation that is affected by overall firm profitability.



Houlihan Lokey

Corporate Finance
Financial Restructuring
Financial and Valuation Advisory

HL.com